

Forward flux and enhanced dissipation of geostrophic balanced energy

Jim Thomas^{1,†} and Don Daniel²

¹Department of Mathematics, University of North Carolina at Chapel Hill, Chapel Hill, NC 27599, USA

²Los Alamos National Laboratory, New Mexico, NM 87545, USA

(Received 5 May 2020; revised 23 October 2020; accepted 9 November 2020)

A broad spectrum of internal gravity waves coexist with the geostrophic balanced flow in the world's oceans. Satellite altimeter data sets, *in situ* observations and global scale ocean model outputs collected over the past one decade reveal significant variability in the balance-to-wave energy ratio in the world's oceans. Notably, wave-dominant regions of the world's oceans are characterized by the internal gravity wave spectrum overtaking the geostrophic balanced flow's spectrum at mesoscales. Inspired by these recent data sets, in this paper we explore turbulent interactions between a broad spectrum of internal gravity waves and the geostrophic balanced flow in different balance-to-wave energy regimes. Our results based on numerical integration of the non-hydrostatic Boussinesq equations reveal that the balanced flow remains unaffected by waves as long as wave energy is not significantly higher than balanced energy. Even in parameter regimes where wave and balanced energies are comparable, balanced flow undergoes an inverse energy flux with energy accumulating in large domain-scale coherent vortices. In contrast, we find that wave-dominant regimes are composed of two-way wave–balance energy exchanges and a forward flux of geostrophic energy. The geostrophic balanced flow in such regimes is composed of fine-scale structures that get dissipated at small scales and show no sign of coherent vortex formation. Our findings reveal that sufficiently high energy waves can reverse the direction of the geostrophic energy flux – from inverse to forward – enhancing geostrophic energy dissipation. Given that the balance-to-wave energy ratio is highly variable in the global ocean, the forward flux and associated small-scale dissipation of balanced energy could play an important role in high wave energy regions of the world's oceans. The prominent mechanisms suggested for dissipating balanced energy in the world's oceans require balanced flow to encounter different forms of boundaries. In contrast, the wave-induced dissipation of balanced energy described in this paper is an attractive mechanism that could dissipate balanced energy in the interior parts of the oceans and away from all forms of boundaries.

Key words: geostrophic turbulence, internal waves, wave–turbulence interactions

[†] Email address for correspondence: jimthomas.edu@gmail.com

1. Introduction

Fluid flow in the ocean is composed of fast evolving internal gravity waves and a slowly evolving geostrophic balanced flow. Baroclinic instabilities of large basin scale flow generates geostrophically balanced mesoscale eddies while wind generated near-inertial waves and gravitationally generated tides act as energy sources for a broad spectrum of internal gravity waves in the ocean (Garrett & Kunze 2007; Chelton, Schlax & Samelson 2011; Alford *et al.* 2016). The geostrophic balanced flow in the absence of waves exhibits an inverse energy flux, resulting in the accumulation of balanced energy at large scales with negligible small-scale dissipation (McWilliams 1989; Smith & Vallis 2001; Nadiga 2014). In contrast, internal gravity waves undergo a forward energy flux and dissipate at small scales, thereby contributing towards mixing in the ocean (Munk & Wunsch 1998; Wunsch & Ferrari 2004).

The coexistence of geostrophic balanced flow and internal gravity waves in the ocean leads to a broad set of interactions between the two fields. For instance, oceanic observations point out that balanced mesoscale eddies enhance the forward flux and dissipation of waves, implying that turbulent mixing via wave breaking is higher in oceanic regions with rich mesoscale eddy activity (Whalen, Talley & MacKinnon 2012; Whalen, MacKinnon & Talley 2018). Additionally, although direct observations are sparse, internal waves are hypothesized to be an agent that could act as an energy sink for the balanced flow – either by direct extraction of balanced energy by waves or by waves catalyzing the transfer of balanced energy from large inviscid scales to small viscous scales. Most prominent mechanisms suggested for the dissipation of balanced flow in the ocean rely on geostrophic eddies interacting with lateral boundaries, bottom topographic features, or boundary layers in the upper ocean (see Sen, Scott & Arbic (2013), Arbic *et al.* (2009), Zhai, Johnson & Marshall (2010), Nikurashin, Vallis & Adcroft (2013) and references therein). In contrast, mechanisms for the loss of balanced energy due to internal waves alone can operate in the interior parts of the ocean, away from boundaries or boundary layers. Therefore, developing an improved understanding of wave–balance interactions and subsequent energy transfers between fields and across spatio-temporal scales is key to decoding oceanic energy flow pathways, this being crucial for building effective wave parameterizations for large-scale oceanic general circulation models that are invariably far from resolving fast waves (MacKinnon *et al.* 2017; Whalen *et al.* 2020). These pressing needs have inspired a broad set of investigations exploring energetic interactions between internal gravity waves and geostrophic balanced flows in different parameter regimes.

Given the high variability in the energy content in internal tides in the world's oceans, Thomas & Yamada (2019) examined interactions between low baroclinic mode internal tides and geostrophic balanced flows in the small Rossby number regime. Thomas & Yamada (2019) found that in high wave energy regimes internal tides transferred energy to the balanced flow, resulting in the breaking up of coherent geostrophic vortices. Xie & Vanneste (2015), Wagner & Young (2016) and Rocha, Wagner & Young (2018) used approximate coupled asymptotic equations to model the interaction of near-inertial waves and mean flows in a parameter regime where wave energy is significantly higher than mean flow energy. The mean flow in these papers is an asymptotically approximated Lagrangian flow, that is assumed to be geostrophically balanced. In a parameter regime where near-inertial waves are much stronger than the balanced flow, Xie & Vanneste (2015), Wagner & Young (2016) and Rocha *et al.* (2018) used numerical integration of the asymptotic models to point out the possibility that linear near-inertial waves could extract energy from balanced flow. A key ingredient in these asymptotic models is the conservation of near-inertial wave kinetic energy: wave kinetic energy is assumed to be

conserved while wave potential energy increases corresponding to an equal and opposite decrease in the balanced energy. However, on carefully examining parent models from which such asymptotic models can be derived, Thomas & Arun (2020) and Thomas & Daniel (2020) found that near-inertial wave kinetic energy was not conserved but instead dropped more than the increase in near-inertial wave potential energy, resulting in a net decrease in wave energy and an increase in balanced energy. Consequently, contrary to the claims of approximate asymptotic models, near-inertial waves feed balanced flow in high wave energy regimes.

Thomas & Arun (2020) also found that high energy near-inertial waves assisted in the downscale transfer of geostrophic energy – from large inviscid scales to small viscous scales. Recently, Xie (2020) constructed a two-dimensional toy model that couples near-inertial waves and balanced flow. Although this toy model does not capture wave–balance energy exchanges, the toy model of Xie (2020) captures the qualitative phenomenology of near-inertial waves facilitating a downscale transfer of balanced energy as seen in Thomas & Arun (2020). On exploring regimes with different balance-to-wave energy ratios using the three-dimensional Boussinesq equations, Thomas & Daniel (2020) found that near-inertial waves directly extracted energy from balanced flow in regimes where wave and balanced energies were of comparable strength. None of the existing asymptotic models apply to such a regime, where near-inertial wave energy is comparable in strength to balanced energy. Additionally, Thomas & Daniel (2020) found that wave kinetic energy dropped significantly in this regime as well, invalidating the conservation of wave kinetic energy assumed in near-inertial wave asymptotic models. Overall, the results from these series of studies in the small Rossby number regime demonstrate that waves can extract energy from balanced flows or transfer energy to balanced flows, depending on the relative strengths of wave and balanced flow and the kind of wave field.

Without restricting the Rossby number to asymptotically small values, Thomas & Taylor (2014) and Whitt & Thomas (2015) used idealized set-ups to examine front-wave interactions and found two-way energy exchanges between waves and balanced flows. Recent ocean model simulations of Shakespeare & Hogg (2018), with local Rossby numbers attaining $O(1)$ values, reveal a qualitatively similar result: waves gaining and losing energy from slow mean flows based on the relative alignment of the two fields. At lower spatial resolutions but using an eddy permitting wind forced realistic ocean model, Taylor & Straub (2016) investigated interactions between near-inertial waves and slow mesoscale flows. Taylor & Straub (2016) observed $O(1)$ Rossby numbers locally in their domain, and report direct extraction of eddy energy by near-inertial waves at large scales. Following the work of Taylor & Straub (2016), Barkan, Winters & McWilliams (2017) examined fast–slow exchanges in a wind-forced model at much higher resolution than that used by Taylor & Straub (2016). In flows with $O(1)$ Rossby numbers, Barkan *et al.* (2017) found that near-inertial waves in addition to directly extracting energy from the slow eddy field, also promoted a transfer of energy from large mesoscales to smaller submesoscales.

Our present work is dedicated towards developing a phenomenological understanding of turbulent interactions between a broad spectrum of internal gravity waves and geostrophic balanced flows. Oceanic observations collected over the past few decades – *in situ* and satellite data sets and global ocean model outputs – reveal that the energy levels of waves and geostrophic balanced flow are highly variable, both geographically and seasonally (Stammer 1997; Wunsch 1997; Wunsch & Stammer 1998; Richman *et al.* 2012; Bühler, Callies & Ferrari 2014; Rocha *et al.* 2016; Qiu *et al.* 2017; Savage *et al.* 2017; Qiu *et al.* 2018; Tchilibou *et al.* 2018; Torres *et al.* 2018; Lien & Sanford 2019). While wave energy can be weak or comparable in magnitude with respect to the geostrophic energy in some regions, certain oceanographic regions are characterized by waves being much stronger

than balanced flows, with wave energy being even two orders of magnitude higher than balanced energy. Internal gravity waves are seen to dominate over balanced flow over a broad range of scales in such wave-dominant oceanic regions (see data sets discussed in Torres *et al.* (2018); Tchilibou *et al.* (2018); Savage *et al.* (2017); Richman *et al.* (2012)).

Inspired by the above-mentioned datasets, in this paper we explore interactions between a broad spectrum of internal gravity waves interacting with geostrophic balanced flow. This paper is a sequel to our former papers, Thomas & Yamada (2019), Thomas & Arun (2020) and Thomas & Daniel (2020), which were dedicated to investigating interactions between a specific wave field – internal tide or near-inertial wave – and balanced flow. In contrast, in this paper we focus on exchanges between a broad spectrum of waves and the geostrophic balanced flow. We investigate energetic interactions between wave and balanced fields based on freely evolving simulations of the non-hydrostatic Boussinesq equations in different parameter regimes. By tracking energy flow between fields and across spatio-temporal scales, we develop a phenomenological understanding of wave–balance interactions in regimes with different balance-to-wave energy ratios. Given that the scales we resolve are often missed in large-scale ocean models, our results are expected to benefit the development of new kinds of wave parameterizations in large-scale ocean models.

The plan for the paper is as follows: we present the equations and related details in § 2, numerical integration results and comparisons with other related studies in § 3 and summarize our findings in § 4.

2. Equations and scaling

The non-hydrostatic Boussinesq equations are

$$\frac{\partial \mathbf{v}}{\partial t} + \mathbf{f} \times \mathbf{v} + \nabla p + \mathbf{v} \cdot \nabla \mathbf{v} + w \frac{\partial \mathbf{v}}{\partial z} = 0, \quad (2.1a)$$

$$\frac{\partial w}{\partial t} + \frac{\partial p}{\partial z} - b + \mathbf{v} \cdot \nabla w + w \frac{\partial w}{\partial z} = 0, \quad (2.1b)$$

$$\frac{\partial b}{\partial t} + N^2 w + \mathbf{v} \cdot \nabla b + w \frac{\partial b}{\partial z} = 0, \quad (2.1c)$$

$$\nabla \cdot \mathbf{v} + \frac{\partial w}{\partial z} = 0, \quad (2.1d)$$

where $\mathbf{v} = u\hat{\mathbf{x}} + v\hat{\mathbf{y}}$ is the horizontal velocity, w is the vertical velocity, b is the buoyancy, N is the constant Buoyancy frequency, $\mathbf{f} = f\hat{\mathbf{z}}$ with f being the constant inertial frequency and $\nabla = \hat{\mathbf{x}}\partial/\partial x + \hat{\mathbf{y}}\partial/\partial y$.

We non-dimensionalize (2.1) using the scaling

$$\left. \begin{aligned} t &\rightarrow t/f, & \mathbf{x} &\rightarrow L\mathbf{x}, & z &\rightarrow Hz, & \mathbf{v} &\rightarrow U\mathbf{v}, & w &\rightarrow (HU/L)w, \\ p &\rightarrow (fUL)p, & b &\rightarrow (fUL/H)b. \end{aligned} \right\} \quad (2.2)$$

In the above, time, t , was scaled using the inertial frequency f . Horizontal and vertical length scales, L and H , may be thought of as the breadth and depth of the domain. Horizontal velocity was scaled using an arbitrary velocity scale, U , and accordingly the scale for vertical velocity, HU/L , was chosen to satisfy the continuity equation, (2.1d). The scale for pressure was chosen by requiring that the horizontal pressure gradient (∇p) balanced the Coriolis term ($\mathbf{f} \times \mathbf{v}$). Finally, balancing the vertical pressure gradient ($\partial p/\partial z$) with buoyancy gave us the scale for buoyancy.

Forward energy flux of geostrophic balanced flow

Using (2.2) to non-dimensionalize (2.1) gives us

$$\frac{\partial \mathbf{v}}{\partial t} + \hat{\mathbf{z}} \times \mathbf{v} + \nabla p + Ro \left(\mathbf{v} \cdot \nabla \mathbf{v} + w \frac{\partial \mathbf{v}}{\partial z} \right) = 0, \quad (2.3a)$$

$$\frac{\partial w}{\partial t} + \alpha^2 \left(\frac{\partial p}{\partial z} - b \right) + Ro \left(\mathbf{v} \cdot \nabla w + w \frac{\partial w}{\partial z} \right) = 0, \quad (2.3b)$$

$$\frac{\partial b}{\partial t} + w + Ro \left(\mathbf{v} \cdot \nabla b + w \frac{\partial b}{\partial z} \right) = 0, \quad (2.3c)$$

$$\nabla \cdot \mathbf{v} + \frac{\partial w}{\partial z} = 0, \quad (2.3d)$$

where $Ro = U/fL$ is the Rossby number and $\alpha = N/f$. We also set $L = NH/f$ (NH/f being the deformation scale) so that the Froude number $Fr = U/NH = U/fL = Ro$. Our scaling therefore ensures that we are in the parameter regime $Ro = Fr$, or in other words, the Burger number, $Bu = (Ro/Fr)^2 = 1$. This means that on setting $Ro \ll 1$ in the system (2.3), we also obtain $Fr \ll 1$, ensuring that we are in the rapidly rotating and strongly stratified parameter regime. In this work we will investigate wave–balance interactions in the $Ro \sim Fr \ll 1$ regime.

We obtain the following linear equations by setting $Ro = 0$ in (2.3):

$$\frac{\partial \mathbf{v}}{\partial t} + \hat{\mathbf{z}} \times \mathbf{v} + \nabla p = 0, \quad (2.4a)$$

$$\frac{\partial w}{\partial t} + \alpha^2 \left(\frac{\partial p}{\partial z} - b \right) = 0, \quad (2.4b)$$

$$\frac{\partial b}{\partial t} + w = 0, \quad (2.4c)$$

$$\nabla \cdot \mathbf{v} + \frac{\partial w}{\partial z} = 0. \quad (2.4d)$$

The solutions of the linear equations can be decomposed into waves and a balanced flow field. The geostrophic balanced component, denoted with subscript ‘ G ’ hereafter, does not evolve at the linear level and is governed by the equations

$$\hat{\mathbf{z}} \times \mathbf{v}_G + \nabla p_G = 0, \quad (2.5a)$$

$$\frac{\partial p_G}{\partial z} - b_G = 0, \quad (2.5b)$$

$$w_G = 0, \quad (2.5c)$$

$$\nabla \cdot \mathbf{v}_G = 0, \quad (2.5d)$$

while the internal gravity wave field, denoted with subscript ‘ W ’ hereafter, evolves according to

$$\frac{\partial \mathbf{v}_W}{\partial t} + \hat{\mathbf{z}} \times \mathbf{v}_W + \nabla p_W = 0, \quad (2.6a)$$

$$\frac{\partial w_W}{\partial t} + \alpha^2 \left(\frac{\partial p_W}{\partial z} - b_W \right) = 0, \quad (2.6b)$$

$$\frac{\partial b_w}{\partial t} + w_w = 0, \quad (2.6c)$$

$$\nabla \cdot \mathbf{v}_w + \frac{\partial w_w}{\partial z} = 0. \quad (2.6d)$$

Throughout this work we will use above wave–balance decomposition, allowing us to decompose the flow into linear internal gravity waves and a geostrophically balanced component. The above wave–balance decomposition is orthogonal, implying that the total energy is the exact sum of the energies of the two fields with no cross-terms, i.e. $E = E_G + E_w$, where E , E_G and E_w denote total, balanced and wave energies, respectively. The unambiguous nature of above decomposition has resulted in it being applied to multiple oceanographic data sets, atmospheric data sets and idealized geophysical turbulent simulation data sets (Bartello 1995; Smith & Waleffe 2002; Bühler *et al.* 2014; Callies, Ferrari & Bühler 2014; Hernandez-Duenas, Smith & Stechmann 2014; Herbert *et al.* 2016; Rocha *et al.* 2016; Lien & Sanford 2019, for example). In this paper we will examine how a broad spectrum of internal gravity waves affects the dynamics of the geostrophic balanced flow in different balance-to-wave energy regimes.

3. Numerical experiments

To explore wave–balance interactions in different regimes we numerically integrated (2.3) in the domain $(x, y, z) \in [0, 2\pi] \times [0, 2\pi] \times [-\pi, 0]$ with periodic boundary conditions in the x and y directions and with rigid lids on top ($z = 0$) and bottom ($z = -\pi$). The simulations were performed using a dealiased pseudospectral code with 384^3 grid points and fourth-order Runge–Kutta scheme for time integration. Hyperdissipation terms of the form $\nu \Delta_{3D}^8 \mathbf{v}$, $\nu \Delta_{3D}^8 w$ and $\nu \Delta_{3D}^8 b$, where $\Delta_{3D} = \partial^2/\partial x^2 + \partial^2/\partial y^2 + \partial^2/\partial z^2$, were added to (2.3a), (2.3b) and (2.3c). We chose hyperviscosity $\nu = 10^{-34}$, providing us with a wide range of inviscid scales and ensuring that dissipation was confined to grid scale. Numerical convergence was ensured by examining successive simulations with half the time step used in the previous simulation, until the solutions and statistics were seen to remain unchanged with further decrease in time step.

We initialized (2.3) with wave and balanced flow at low wavenumbers and waited until the initial transients settled and turbulence was fully developed (we refer the reader to the Appendix for a detailed description of the initialization procedure). Such fully developed turbulent flows were the starting point (i.e. $t = 0$) of all of our diagnoses. We performed a wide range of experiments by varying initial balanced and wave energy levels, and based on our exploratory experiments we first examine two specific regimes in great detail and then briefly discuss the changes in neighbouring regimes. The two regimes we explore in detail first will be the comparable wave (CW) regime with $(E_G/E_w)_{t=0} \sim O(1)$, where wave and balanced energies are comparable in strength, and strong wave (SW) regime with $(E_G/E_w)_{t=0} \sim O(Ro^2)$, where wave energy significantly exceeds balanced energy. We used $\alpha = 20$ and $Ro = 0.1$ for the numerical experiments reported below.

On exploring the flow in the two regimes, the geostrophic flow in the CW regime was seen to organize into large-scale coherent vortices, a snapshot being shown in figure 1(a). In contrast, the geostrophic vorticity in the SW regime consists of small-scale structures and shows no sign of large-scale coherent vortices, as can be seen in figure 1(b). Figure 2(a, b) shows the geostrophic and wave energy spectra at $t = 15\,000$ on two different horizontal planes – a quarter and three-quarters below the top surface. In our freely evolving

Forward energy flux of geostrophic balanced flow

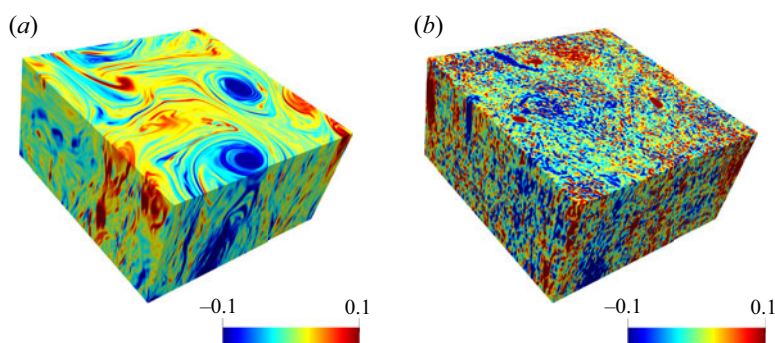


Figure 1. Geostrophic vorticity, ζ_G , in (a) CW and (b) SW regimes at $t = 15\,000$. To highlight flow features in the interior, the above panels show a horizontal slice of the domain with $z = -\pi/4$ being the top surface and $z = -\pi$ being the bottom surface.

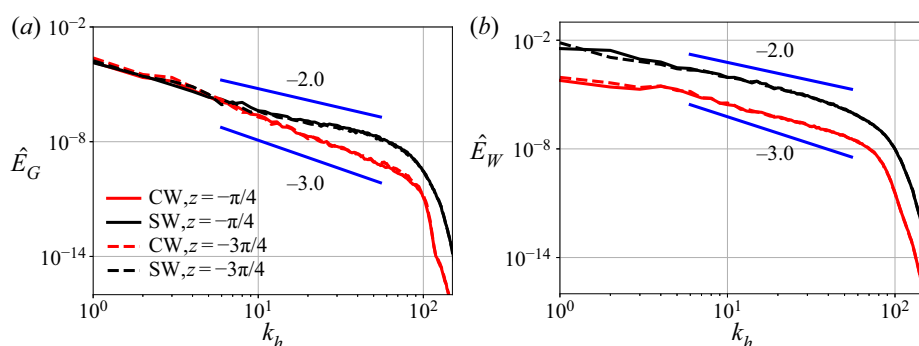


Figure 2. (a) Geostrophic and (b) wave horizontal energy spectra at $t = 15\,000$ on the plane $z = -\pi/4$ (continuous curves) and $z = -3\pi/4$ (dashed curves). During the course of the experiments, the wave spectrum was seen to fluctuate between $k_h^{-1.7}$ and $k_h^{-1.9}$ in CW and SW regimes. The geostrophic spectrum in the CW regime varied between $k_h^{-3.2}$ and $k_h^{-3.9}$. In the SW regime the geostrophic spectrum varied between $k_h^{-1.9}$ and $k_h^{-2.1}$. Notice that the geostrophic energy spectrum is shallower in the SW regime when compared with the CW regime, indicating the higher geostrophic energy content at small scales. All the spectral slopes were calculated based on a best fit in the range $k_h \in [10, 70]$. Straight lines corresponding to k_h^{-2} and k_h^{-3} are given on the above spectral plots for reference.

experiments, although the spectral slopes were seen to fluctuate a little over the duration of the experiments (see caption of figure 2), the qualitative features were seen to be similar at different times. Specifically, a persistent feature of the geostrophic spectra is the presence of a shallower inertial range in the SW regime (black curves in figure 2a) when compared with the CW regime (red curves in figure 2a). The formation of small-scale features in the geostrophic flow seen in figure 1(b) leads to relatively higher geostrophic energy at small scales, which eventually get dissipated.

We will now examine energy exchanges between waves and geostrophic balanced flow. On applying the wave–balance decomposition to the governing equations (2.3), including hyperdissipative terms, we obtain the energy change equations for wave and balanced components at each wavenumber (k_x, k_y, k_z) (see Thomas & Daniel (2020) for the detailed procedure). Integrating over angles in spectral space gives us triadic energy equations for

balanced flow and wave field as a function of total wavenumber $k = \sqrt{k_x^2 + k_y^2 + k_z^2}$ as follows:

$$\frac{\partial \hat{E}_G(k)}{\partial t} = T_{GGG}(k) + T_{GWW}(k) + T_{GGW}(k) - \hat{D}_G(k), \quad (3.1a)$$

$$\frac{\partial \hat{E}_W(k)}{\partial t} = T_{WWW}(k) + T_{WGW}(k) + T_{WGG}(k) - \hat{D}_W(k). \quad (3.1b)$$

The left-hand sides of (3.1) give the rate of change of balance and wave energy at wavenumber k , while the right-hand sides of the above equations contain the triadic interaction terms responsible for the changes, such as balance-only triads (T_{GGG}), balance–wave–wave triads (T_{GWW}), balance–balance–wave triads (T_{GGW}), and so on. Each triadic term $T_{ABC}(k)$ above indicates the net effect the modes B and C have on mode A at wavenumber k . The dissipation terms are indicated by \hat{D} .

On summing (3.1) from $k = 0$ to the maximum resolved wavenumber, k_{max} , and time-integrating the equations so obtained from an arbitrary time $t = t_0$ to $t = t$, we get wave–balance energy change equations

$$E_G(t) - E_G(t_0) = \underbrace{E_{GWW}(t) + E_{GGW}(t)}_{E_G^{triads}(t)} - D_G(t), \quad (3.2a)$$

$$E_W(t) - E_W(t_0) = \underbrace{E_{WGW}(t) + E_{WGG}(t)}_{E_W^{triads}(t)} - D_W(t). \quad (3.2b)$$

Since triadic interaction of specific kinds must conserve energy, we have $E_{GWW}(t) + E_{WGW}(t) = 0$ and $E_{GGW}(t) + E_{WGG}(t) = 0$, which leads to $E_G^{triads}(t) + E_W^{triads}(t) = 0$; i.e. nonlinear energy exchange between waves and geostrophic flow must be conservative – a loss in wave energy must be accompanied by a gain in geostrophic energy and *vice versa*. For pure geostrophic triads and pure wave triads, we have $E_{GGG}(t) = E_{WWW}(t) = 0$, since geostrophic triads by themselves are incapable of changing net geostrophic energy and wave triads by themselves are incapable of changing net wave energy. Consequently, E_{GGG} and E_{WWW} terms do not appear in (3.2).

On examining wave–balance energy transfers based on (3.2), we found no noticeable energy exchange in the CW regime. In contrast, significant energy exchanges were observed in the SW regime and energy transfers during a certain time interval in the SW regime are given in figure 3. As seen in figure 3(a), two-way wave–balance energy exchanges take place, this being a generic feature of the SW regime. Waves gain energy from and lose energy to the balanced flow. Figure 3(a) also reveals the conservation of energy transfer under triadic interactions noted earlier, i.e. $E_G^{triads}(t) + E_W^{triads}(t) = 0$. On examining the contribution of different triadic terms, energy transfers are seen to be primarily due to the triads E_{GWW} and E_{WGW} , while transfers due to E_{WGG} and E_{GGW} triads were much weaker. This behaviour can be seen in figure 3(b) showing the changes in the different triadic components during the same time interval as figure 3(a).

We follow up the net energy transfers with an examination of the spectral energy fluxes. On summing (3.1) from k_{max} to k , we obtain the energy flux equations for balanced and

Forward energy flux of geostrophic balanced flow

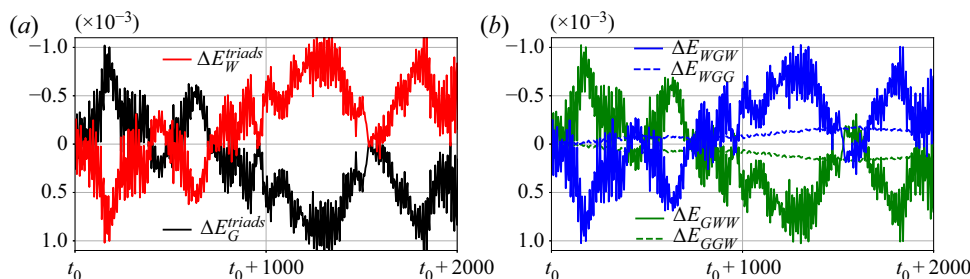


Figure 3. (a) Time evolution of E_G^{triads} and E_W^{triads} . (b) Time evolution of different triadic components in (3.2). In above plots $t_0 = 15\,000$.

wave components as

$$\frac{\partial \hat{E}_G(k, t)}{\partial t} = \underbrace{\Pi_{GGG}(k, t) + \Pi_{GWW}(k, t) + \Pi_{GGW}(k, t)}_{\Pi_G} - \hat{D}_G(k, t), \quad (3.3a)$$

$$\frac{\partial \hat{E}_W(k, t)}{\partial t} = \underbrace{\Pi_{WWW}(k, t) + \Pi_{WGW}(k, t) + \Pi_{WGG}(k, t)}_{\Pi_W} - \hat{D}_W(k, t), \quad (3.3b)$$

where $\hat{E}_G(k, t)$ and $\hat{E}_W(k, t)$ represent the energy contained in the spectral band $[k, k_{\max}]$ for balanced flow and waves, while Π_G and Π_W represent spectral fluxes of balanced and wave energy. Similar to the decomposition implemented in (3.1), the spectral fluxes are further decomposed into different triadic contributions above. The triadic flux terms satisfy

$$\Pi_{GGG}(k = 0, t) = 0, \quad (3.4a)$$

$$\Pi_{WWW}(k = 0, t) = 0, \quad (3.4b)$$

$$\Pi_{GWW}(k = 0, t) + \Pi_{WGW}(k = 0, t) = 0, \quad (3.4c)$$

$$\Pi_{GGW}(k = 0, t) + \Pi_{WGG}(k = 0, t) = 0. \quad (3.4d)$$

Figure 4(a–d) shows the waves' and geostrophic fluxes and their decomposition for CW and SW regimes, respectively. The spectral fluxes were computed using (3.3) and time-averaged in the interval $15\,000 - \delta \leq t \leq 15\,000 + \delta$. We set δ to be a few eddy turnover time scales based on multiple iterative experiments, ensuring that δ was large enough to remove short time scale transient fluctuations from the spectral fluxes, while also making sure that the time interval of averaging was small enough so that the magnitudes of spectral fluxes did not change significantly during the averaging window. In both CW and SW regimes, waves were seen to exhibit a forward energy flux with $\Pi_W > 0$. In the CW regime, balanced flow was seen to catalyze the forward flux of wave energy at all times, in addition to triadic wave interactions, similar to the findings discussed in connection to freely evolving simulations in Bartello (1995) (observe that Π_{WGW} is comparable or higher in magnitude than Π_{WWW} in the range $k \sim 10$ – 100 in figure 4a). For the SW regime shown in figure 4(c), we find that although Π_{WGW} is still positive, Π_{WWW} is the dominant contributor towards waves' spectral fluxes.

Complementary to the waves' energy flux, figures 4(b) and 4(d) show the spectral fluxes of the geostrophic flow for CW and SW cases, respectively. Notice that in the CW

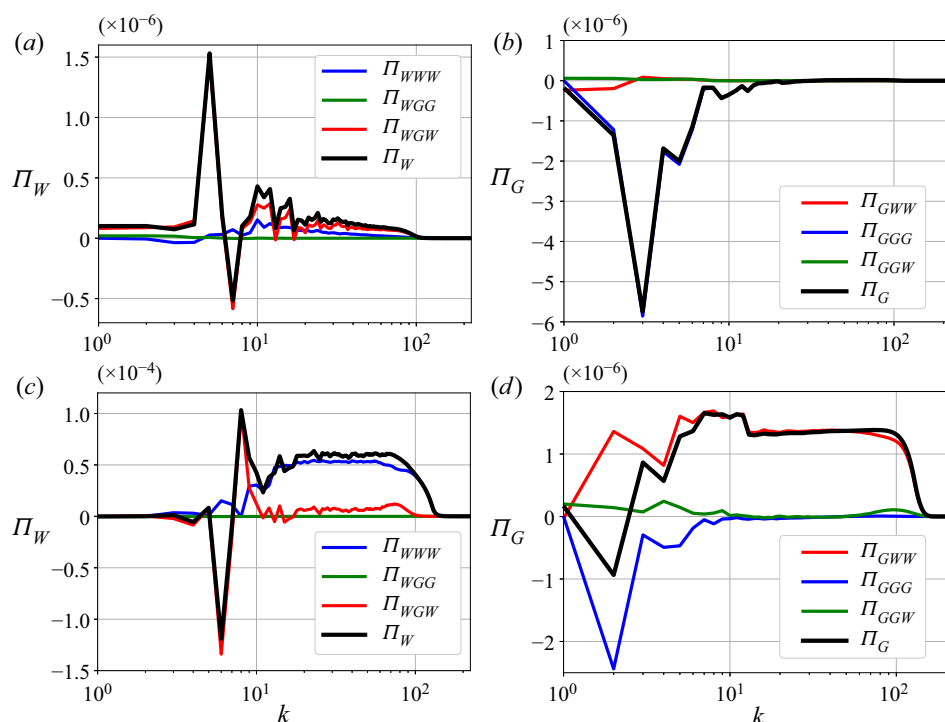


Figure 4. Spectral flux of the wave and geostrophic flow field and its decomposition into constituents computed based on (3.3) at $t = 15\,000$ for (a,b) CW ((a) Π_W , (b) Π_G); and (c,d) SW ((c) Π_W , (d) Π_G) regimes.

regime (figure 4b) Π_G is negative with almost entire contribution being from Π_{GGG} . The geostrophic flow exhibits an inverse energy flux, with balanced triadic interactions ($G - G - G$) playing the dominant role, similar to that seen in quasi-geostrophic turbulence phenomenology (McWilliams 1989; Smith & Vallis 2001; Nadiga 2014). Contrary to the CW case, figure 4(d) shows that Π_G is predominantly positive in the SW regime. Although Π_{GGG} is still fully negative in this regime, Π_{GWW} is positive and of relatively larger magnitude, resulting in positive valued Π_G for $k \sim 10$ – 100 . Waves therefore facilitate a forward flux of geostrophic energy in the SW regime. Although the flux plots shown in figure 4 correspond to a specific time ($t = 15\,000$) and are subject to minor changes in the quantitative values, the qualitative features we glean from figure 4 were seen to be maintained at all times that we examined. Specifically, the inviscid range of scales of the balanced flow in the SW regime were seen to be qualitatively similar to that shown in figure 4(d), characterized by a forward energy flux with positive Π_G , resulting in enhanced dissipation of balanced energy. Therefore, as the waves flux energy downscale in the SW regime, they facilitate the transfer of geostrophic energy from large inviscid scales to small dissipative scales.

Figure 5(a) shows the fractional change in geostrophic energy in CW and SW regimes. The forward energy flux leads to dissipation of the geostrophic flow, resulting in a gradual drop in geostrophic energy with time, as shown by the black curve in figure 5(a). By the end of the experiment at $t = 25\,000$, the geostrophic energy drops by 47 %. In the CW regime on the other hand, where an inverse geostrophic energy flux leads to the formation of large-scale coherent vortices, we observed only 0.65 % drop in geostrophic energy by $t = 25\,000$. Figure 5(b) shows the time series of the ratio of geostrophic and wave energy

Forward energy flux of geostrophic balanced flow

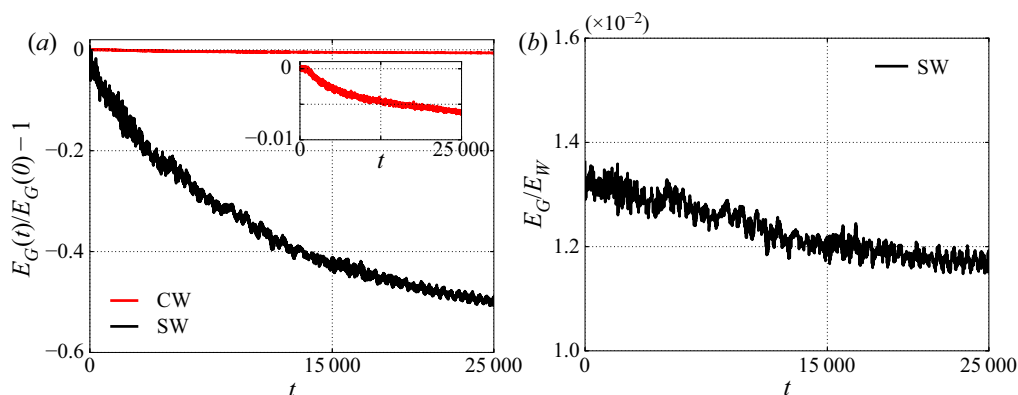


Figure 5. Panel (a) shows the fractional change in geostrophic energy in CW and SW regimes. The inset shows a magnified plot of the drop in geostrophic energy in the CW regime. Panel (b) shows the time series of E_G/E_W for the SW regime. On averaging the time series given in panel (b) from $t = 0$ to $t = 25\,000$, we obtained the mean balance-to-wave-energy ratio as $\overline{(E_G/E_W)} = 0.0124 = 1.24Ro^2$.

in the SW regime. Since both geostrophic and wave energy decrease in the SW regime, the balance-to-wave energy ratio remains $O(Ro^2)$ at all times. Therefore, although our experiments were freely evolving, the SW regime with $E_G/E_W \sim Ro^2$ was maintained throughout the evolution of the system.

3.1. A detailed examination of the wave and the balanced field

So far all our analysis was based on the wave–balance decomposition given in (2.6) and (2.5). In the weakly nonlinear regimes we are based in, with $Ro \ll 1$, this decomposition gives us a geostrophic balanced component and an orthogonal component – internal gravity waves. In all the regimes discussed in this paper the wave field was seen to be primarily linear, based on a detailed examination of the waves’ frequency spectra. An example set for the SW regime is shown in figure 6. Observe that the low and intermediate wavenumbers (figures 6a and 6b), which contain higher energy content, exhibit more linear behaviour with the frequencies obtained numerically (red curves) being peaked at the linear wave frequencies at those wavenumbers based on the dispersion relationship (dashed black lines), whereas higher wavenumbers with lesser energy content show much more spread across frequencies (figure 6c). The departure from linear wave dynamics is expected at small scales with lower wave energy levels where the dynamics are strongly nonlinear. At such small scales, especially close to dissipative scales, although the wave–balance decomposition formally provides us a ‘wave’ component, this component does not correspond to linear waves. Consequently, our results described earlier, comparing the CW and SW regimes with the same geostrophic energy level but different wave energy levels, point out that in the SW regime linear waves facilitate the transfer of geostrophic energy from large weakly nonlinear scales to smaller strongly nonlinear scales and from thereon toward dissipative scales. If wave energy is not high enough (as in the CW regime), such a large-to-small scale transfer of geostrophic energy would not take place.

We next examine the frequency spectra of the balanced flow. Unlike the CW regime where the wave and balanced fields have similar magnitudes, the SW regime is characterized by linear wave fields being an order of magnitude stronger than the balanced flow field so that nonlinear wave–wave interaction terms are of the same strength as the

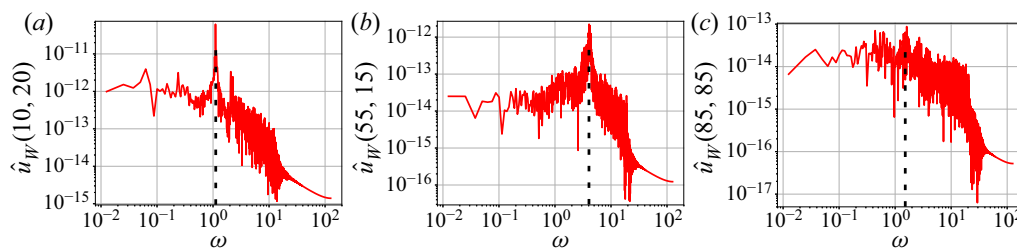


Figure 6. Shown above is an example set of frequency spectra of wave velocity, $\hat{u}_W(k_h, k_z)$, in the SW regime for (a) low (b) intermediate and (c) high wavenumbers. The discontinuous black curves show the linear internal gravity wave frequency at corresponding wavenumbers. The frequency spectra were computed using time series of different wavenumbers from $t = 15\,000$ – $15\,500$.

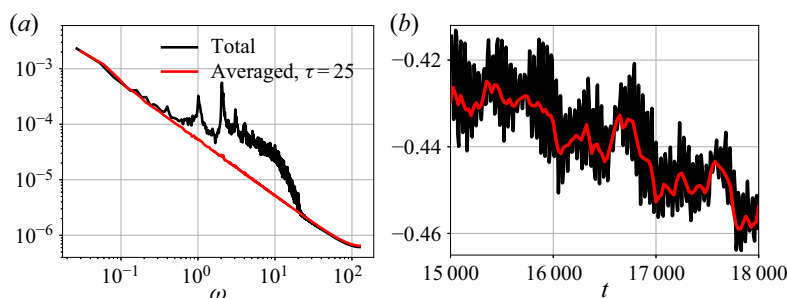


Figure 7. (a) Frequency spectra of u_G (black curve) and \bar{u}_G (red curve). (b) The black curve shows geostrophic energy computed using the balanced fields, this being a small portion of the black curve shown in figure 5(a). The red curve shows the change in slow balanced energy, computed based on the slow balanced fields: \bar{u}_G , \bar{v}_G and \bar{b}_G .

balanced field. Consequently, the balanced flow is heavily influenced by waves in the SW regime, resulting in high frequency fluctuations in the geostrophic flow. To extract a slow balanced component from the total balanced flow, we performed a running time averaging operation on the balanced fields as

$$\bar{u}_G(\mathbf{x}, z, t; \tau) = (1/\tau) \int_{t-\tau/2}^{t+\tau/2} u_G(\mathbf{x}, z, s) ds, \quad (3.5)$$

where τ , the averaging time interval, is several inertial wave periods. Figure 7(a) shows the frequency spectra of the balanced velocity u_G before (black curve) and after (red curve) the fast-time-averaging operation with $\tau = 25$, i.e. approximately four inertial wave periods. Observe that time averaging removes high frequency fluctuations from the frequency spectrum, providing us a slow-balanced field. We computed the slow geostrophic flow energy (using \bar{u}_G , \bar{v}_G and \bar{b}_G) and compared it with the original unaveraged geostrophic energy (computed using u_G , v_G and b_G) during multiple time intervals. An example comparison is given in figure 7(b), with the black curve showing the evolution of the original balanced energy (i.e. a part of the black curve shown in figure 5a) and the red curve showing the evolution of the slow-balanced energy. The good agreement between the curves in figure 7(b) points out that the decrease in the balanced energy seen in figure 5(a) corresponds to a decrease in the slow-evolving geostrophic balanced flow's energy. Although fast fluctuations are inherently present in the geostrophic flow in the SW regime, their effects are overall weak.

3.2. Comparison with other works

We will now compare our results in the SW regime with two other works. The first one is that of Wagner & Young (2015). Within the framework of the hydrostatic Boussinesq equations Wagner & Young (2015), operating in the same SW regime as ours, used asymptotic analysis to derive an evolution equation for the potential vorticity anomaly (or available potential vorticity as they identify it), $Q = (N^2 \hat{\mathbf{z}} + \nabla_{3D} b) \cdot (f \hat{\mathbf{z}} + \nabla_{3D} \times \mathbf{v}) - f N^2$, where $\nabla_{3D} = \hat{\mathbf{x}} \partial / \partial x + \hat{\mathbf{y}} \partial / \partial y + \hat{\mathbf{z}} \partial / \partial z$, as

$$\frac{\partial Q_{sw}}{\partial t} + \partial[\psi_{sw}, Q_{sw}] = 0, \quad (3.6)$$

with $Q_{sw} = \Delta_{3D} \psi_{sw} + q_{waves}$, q_{waves} being the contribution due to quadratic time-averaged wave–wave interactions alone (see (4.52)–(4.55) in Wagner & Young (2015)). In the above, $\partial[f, g] = f_x g_y - f_y g_x$ is the Jacobean and ψ_{sw} is the stream function corresponding to the Lagrangian averaged balanced flow, which also contains nonlinear wave–wave interactions (see their (4.38)).

Multiple assumptions are required to derive approximate asymptotic models such as (3.6). These include the assumption of hydrostatic balance for the internal gravity wave field, completely ignoring near-resonant interactions, and the usage of asymptotic analysis that relies on a fast time scale, corresponding to the time scale of waves, and a slow time scale, corresponding to the slow eddy turnover time scale. Formally, such an asymptotic analysis with two distinct time scales is expected to hold only for a few eddy turnover time scales. In addition to the above-mentioned assumptions and restrictions, Wagner & Young (2015) assume that quadratic nonlinear wave–wave interaction terms evolve on the same time scale as the mean flow. This specific assumption is key to their analysis using two distinct asymptotic time scales. Consequently, Wagner & Young (2015) end up with a Lagrangian mean flow that is in geostrophic balance, i.e. Lagrangian mean flow is completely determined by the stream function ψ_{sw} in their formalism. Such geostrophically balanced Lagrangian mean flows apply for special cases alone, since the Lagrangian mean flow can have significant unbalanced component (see examples and discussions in Thomas, Bühler & Smith (2018)).

In spite of the assumptions and restrictions stated above, (3.6) is still a useful approximate model capable of providing qualitative insight into the wave-dominant SW regime. Equation (3.6) is basically an asymptotic recasting of the potential vorticity equation, the key result being that the potential vorticity field and the asymptotically approximate balanced stream function (ψ_{sw}) is composed of a slow Eulerian component and wave–wave interaction terms, i.e. nonlinear wave interactions form a part of the balanced flow in the SW regime. From our numerical experiment in the SW regime, for an illustration, figure 8 shows the potential vorticity anomaly at $t = 15\,000$. Observe the ubiquitous presence of small-scale features, similar to the geostrophic vorticity field shown in figure 1(b), emphasizing the role of high energy waves on balanced dynamics. In the SW regime Wagner & Young (2015) define the balanced field to be the flow field associated with the Lagrangian mean flow, corresponding to ψ_{sw} , which contains an Eulerian mean component and quadratic wave–wave interaction terms. As mentioned earlier, the asymptotic formulation they implement enforces the Lagrangian mean flow to be in geostrophic balance, a result that does not hold in general. Nevertheless, the main take-home message here is that balanced flow is significantly affected by waves in SW regimes. Since both wave and balanced flow fields were seen to exhibit a forward energy flux in the SW regime based on our linear wave-Eulerian geostrophic balance

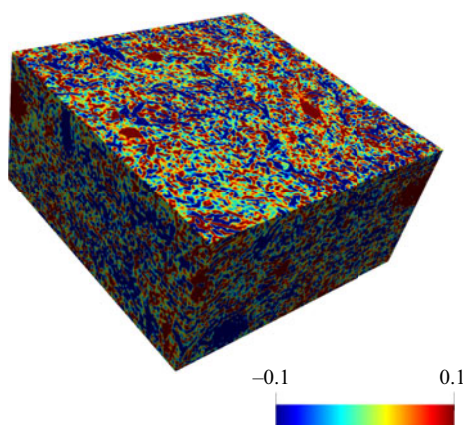


Figure 8. Non-dimensional form of $Q = (N^2 \hat{\mathbf{z}} + \nabla_{3D} b) \cdot (f \hat{\mathbf{z}} + \nabla_{3D} \times \mathbf{v}) - f N^2$ (potential vorticity anomaly) at $t = 15\,000$ in the SW regime.

decomposition, and given that the materially advected potential vorticity field is composed of fine-scale structures that get dissipated at small scales (recall figure 8), qualitatively similar results should be expected – i.e. a forward flux of wave and balanced energy – if an alternate flow decomposition, such as one that might involve the Lagrangian mean flow, is implemented.

The second recent study that is useful to examine here is that of Barkan *et al.* (2017), where a fast–slow decomposition of the fields were used, similar to the Leonard decomposition implemented in large eddy simulations (see Sagaut (2005) for specific examples). Although the fast–slow decomposition of Barkan *et al.* (2017) does not rely on asymptotic approximations, the time-averaged field constitutes a slow field and is not generically in geostrophic balance, making the definition of balance ambiguous. Barkan *et al.* (2017), operating in the $Ro \sim 1$ regime (contrary to the $Ro \ll 1$ regime we are based in), report results from a regime with 90 % of the flow energy being in fast component and rest in slow component. In their wave-dominant regime, Barkan *et al.* (2017) report that coherent structures were seen to be severely disrupted, along with significant fast–slow energy exchanges. Furthermore, Barkan *et al.* (2017) report fast waves facilitating a transfer of slow energy from large mesoscales to small submesoscales, a phenomenology that is similar to what we observe in our SW regime – waves facilitating a forward flux of geostrophic energy.

Above discussion connecting our results with that of Wagner & Young (2015) and Barkan *et al.* (2017), in spite of differences in the detailed set-ups in these works, bring out several key features of SW regimes. Internal waves and balanced flow are inseparably intertwined in the SW regime. Small-scale formation in the balanced flow, significant wave–balance energy exchanges and enhanced dissipation of geostrophic energy are the norm in wave-dominant regimes, these features being the exact opposite of the phenomenology seen in quasi-geostrophic turbulence that is devoid of waves. The comparisons discussed above emphasize that irrespective of the specific kind of flow decomposition used, qualitatively similar phenomenology must be expected in wave-dominant regimes in general.

Forward energy flux of geostrophic balanced flow

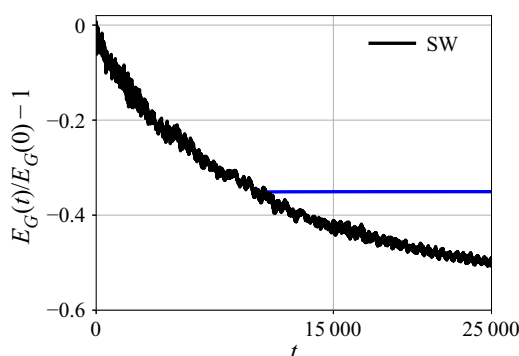


Figure 9. An experiment illustrating the effect of high energy waves on the geostrophic balanced flow. The black curve above is the same black curve as that shown in figure 5(a). The blue curve above shows the geostrophic energy change following the removal of waves at $t = 10\,000$.

3.3. An illustrative experiment

To further elucidate the role of high energy waves on balanced dynamics, we will now consider a special experiment. Recall the SW regime we examined so far and the energy change in the geostrophic flow given in figure 5(a). In figure 9 we show this SW case again, with the black curve, this being the same black curve in figure 5(a), showing the drop in geostrophic energy with time. Suppose we removed all the waves in the system at a specific time, say $t = 10\,000$. We do so by applying the wave–balance decomposition given in (2.6) and (2.5) and instantaneously setting the wave component of the solution to zero, and continuing integration of the governing equations. In this case the system at $t = 10\,000$ is filtered of all waves and is left to evolve with a geostrophic balanced component alone. The blue curve in figure 9 shows the changes in geostrophic energy on integrating the Boussinesq equations after removal of waves at $t = 10\,000$ – observe that there is no noticeable change in geostrophic energy on removing waves. The balanced flow, in the absence of high energy waves, evolves with insignificant energy loss.

Of course, we note that the above experiment described in connection to figure 9 is highly contrived, especially since we are unable to rationalize the possibility of a realistic physical process instantaneously annihilating all the waves in the system at a specific time ($t = 10\,000$). Nevertheless, the experiment and a comparison between the black and the blue curves starting at $t = 10\,000$ in figure 9 helps drive the main idea home: the dynamics of the geostrophic flow differs substantially in the presence of high energy waves. High energy waves interact with the geostrophic flow, facilitating its dissipation. If wave energy is not high enough, the geostrophic flow evolves unaffected by waves with negligible energy loss. The significant changes high energy waves can induce in the dynamics of balanced flow, as specifically highlighted with our illustrative experiment in figure 9, is the main result of this study.

3.4. Neighbouring parameter regimes

So far we examined a specific SW regime with $E_G(0) = 4.75 \times 10^{-2}$, $E_w(0) = 3.49$ leading to $E_G(0)/E_w(0) = 1.36Ro^2$ in great detail. In this case, as mentioned in connection with figure 5(b), we obtained a mean balance-to-wave energy ratio of $\overline{(E_G/E_w)} = 1.24Ro^2$ over the duration of the experiment and a net drop in geostrophic energy by 47 %. These details have been summarized as Exp. 1 in table 1. We will now briefly describe the changes seen on varying balanced and wave energy levels within generic SW regimes with $E_G/E_w \lesssim Ro^2$.

Exp.	Regime	$E_G(0) \times 10^2$	$E_W(0)$	$E_G(0)/E_W(0)$	$\overline{(E_G/E_W)}$	ΔE_G	ΔE_W
1	SW	4.75	3.49	$1.36Ro^2$	$1.24Ro^2$	−47 %	−42 %
2	SW _a	8.31	3.21	$2.59Ro^2$	$2.73Ro^2$	−49 %	−52 %
3	SW _b	2.81	3.44	$0.82Ro^2$	$0.79Ro^2$	−42 %	−39 %
4	SW _c	1.19	3.52	$3.38Ro^3$	$3.41Ro^3$	−32 %	−31 %
5	SW _d	7.13	4.57	$1.56Ro^2$	$1.54Ro^2$	−53 %	−51 %

Table 1. Summary of results in SW regimes. Initial geostrophic and wave energies were chosen based on multiple iterative simulations so as to obtain a wide set of $E_G(0)/E_W(0)$ values, as given in the fifth column above. All numerical integrations used $Ro = 0.1$ and were performed up to $t = 25\,000$.

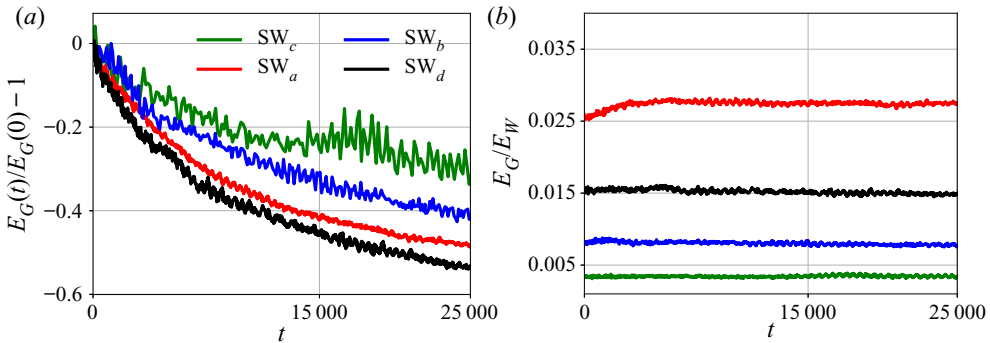


Figure 10. (a) Fractional change in geostrophic balanced energy in SW_a–SW_d regimes. (b) Time series of (E_G/E_W) in SW_a–SW_d regimes.

On increasing geostrophic energy ($E_G(0) = 8.31 \times 10^{-2}$) while maintaining a wave energy level close to that in the SW regime ($E_W(0) = 3.21$), we were able to obtain a mean balance-to-wave energy ratio $\overline{(E_G/E_W)} = 2.73Ro^2$. In this case, identified as the SW_a regime, we observed a 49 % drop in geostrophic energy (slightly higher than that seen in our SW regime), as shown by the red curves in figure 10 and summarized as Exp. 2 in table 1. To examine the effect of a lower balance-to-wave energy ratio, we decreased geostrophic energy ($E_G(0) = 2.81 \times 10^{-2}$), maintaining wave energy level close to earlier values ($E_W(0) = 3.44$), thereby obtaining $\overline{(E_G/E_W)} = 0.79Ro^2$ and a 42 % drop in geostrophic energy by final time (slightly lower than that seen in our SW regime), as can be seen from the blue curves in figure 10 and summarized as Exp. 3 in table 1 with the regime name SW_b. To see the effect of a much lower balance-to-wave energy ratio, we further lowered balanced energy ($E_G(0) = 1.19 \times 10^{-2}$) without much change in the wave energy ($E_W(0) = 3.52$). In this case, identified as SW_c regime, we obtained a mean energy ratio $\overline{(E_G/E_W)} = 3.41Ro^3$ and 32 % drop in geostrophic energy. This is seen in the green curves in figure 10 and is summarized as Exp. 4 in table 1. Finally on increasing both wave and geostrophic initial energies, $E_G(0) = 7.13 \times 10^{-2}$ and $E_W(0) = 4.57$ – a case identified as SW_d regime, we obtained a mean energy ratio $\overline{(E_G/E_W)} = 1.54Ro^2$ and a 53 % drop in geostrophic energy by final time. This case is shown by black curves in figure 10 and summarized as Exp. 5 in table 1.

Overall, the specific magnitude of change in the geostrophic energy is variable depending on the parameters, as can be gleaned from table 1. Nevertheless, some qualitatively generic features can still be inferred. For a given wave energy level, increasing

geostrophic energy accelerates wave–balance interactions and leads to higher drop in geostrophic energy by final time while the opposite holds for decreasing geostrophic energy. This trend can be seen on comparing SW_a , SW_b and SW_c regimes in [table 1](#). All three regimes have similar wave energy levels, but decreasing geostrophic energy leads to a lower net drop in geostrophic energy. On a complementary note, for a fixed wave energy level, decreasing balanced energy was seen to reduce the rate of wave energy decay and *vice versa* on increasing balanced energy. This can be seen by examining the last column of [table 1](#) for SW_a , SW_b and SW_c cases. Finally, the SW_d case serves as an example where both balanced and wave energy was increased, resulting in accelerated interactions and a higher drop in balanced and wave energy.

Above described qualitative features are as expected based on the weakly nonlinear equations (2.3), i.e. increasing wave and geostrophic energy accelerates wave–balance interactions and results in higher net energy drops, while decreasing wave and geostrophic energy decelerates the rate of interactions and reduces the net energy drop by final time. We found a similar effect on changing Ro . Increasing Ro in (2.3) accelerated wave–balance exchanges while the opposite was observed on decreasing Ro . Based on a wide set of experiments we examined by varying balanced and wave energy levels, a selected set of results are presented in [table 1](#) to give an idea of the magnitudes of energy changes in different regimes and thereby informing us about the qualitative trends to be expected on changing energy levels.

Apart from the relative differences in magnitudes of energy changes, all SW regimes characterized by $\overline{(E_G/E_w)} \lesssim Ro^2$ featured qualitatively similar dynamics. Specifically, small-scale features in the geostrophic flow, a forward geostrophic energy flux and significant dissipation of geostrophic flow, leading to a gradual drop in geostrophic energy were observed in SW regimes in general. As pointed out with our contrived yet illustrative experiment in [figure 9](#), SW regimes are characterized by strongly coupled exchanges between waves and balanced flow. In the absence of waves or if wave energy is not significantly higher than balanced energy, balanced flow would evolve completely unaffected by waves and transfer energy to larger scales.

4. Summary and discussion

In this paper we explored interactions between a broad spectrum of internal gravity waves and geostrophic balanced flows in different balance-to-wave energy regimes using numerical integration of the non-hydrostatic Boussinesq equations. The main findings of this work are summarized as schematics in [figure 11](#). In CW regimes with $E_G/E_w \sim O(1)$, the geostrophic balanced flow exhibits an inverse energy flux resulting in the formation of domain-sized coherent vortices, while waves undergo a forward energy flux and get dissipated at small scales. Waves and balanced flow do not exchange energy and the balanced flow behaves as if waves were completely absent – similar to balanced flow dynamics in quasi-geostrophic turbulence devoid of waves. In contrast, SW regimes with $E_G/E_w \lesssim Ro^2$ are characterized by two-way wave–balance energy exchanges, leading to the formation of small-scale features in the balanced flow. The geostrophic flow is no longer decoupled from waves in SW regimes: the flow is an entanglement of energetically interacting waves and balanced flow. In these regimes, as waves undergo a forward energy flux, they insinuate a forward energy flux for the geostrophic flow. High energy waves can therefore facilitate the transfer of geostrophic energy from large scales, where dynamics are weakly nonlinear, to smaller scales, where strongly nonlinear dynamics take over, and from there onto dissipative scales.

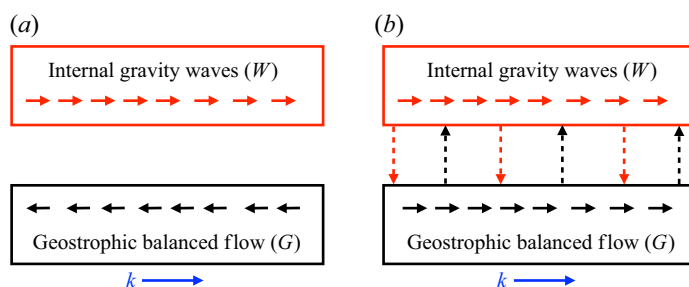


Figure 11. Turbulent energy flow pathways in different parameter regimes. The red and black boxes symbolize internal gravity waves and geostrophic balanced flow fields, respectively. The blue arrow at the bottom indicates that wavenumbers increase to the right. (a) The CW regime. This shows the scenario when waves are comparable in strength to the balanced flow. In such cases, waves undergo a forward energy flux (small red horizontal arrows in the waves' box) while the balanced flow exhibits an inverse energy flux (small black horizontal arrow in the balanced flow's box). (b) The SW regime. This shows the case of high wave-energy regimes. Both waves and balanced flow undergo forward energy flux in such regimes (small red and black horizontal arrows inside the boxes), accompanied by two-way energy transfer between waves and balanced flow (discontinuous red and black vertical arrows between boxes).

Our study highlights that the turbulent dynamics of the geostrophic balanced flow is sensitive to the amount of wave energy. The presence of high energy waves can trigger a transition in the direction of geostrophic energy flux from inverse to forward, leading to enhanced dissipation of balanced energy. A broad set of transitions in turbulent flows has been identified in physical systems in the past (see for example Alexakis & Biferale (2018) and Pouquet *et al.* (2019) and references therein). Our results demonstrating a reversal in the energy flux directions of the geostrophic balanced energy is an addition, from the geophysical fluid dynamics point of view, to the list physical systems exhibiting a transition in turbulent dynamics.

In hindsight, our findings also reveal ruggedness of the geostrophic balanced flow. Although the quasi-geostrophic equation is formally derived excluding waves, the geostrophic balanced flow evolves unaffected by waves unless wave energy is significantly higher than balanced energy. In other words, features of the geostrophic balanced flow often observed in quasi-geostrophic regimes – such as inverse energy flux and the formation of large-scale coherent vortices – are equally valid in the presence of waves, as long as wave energy is not severely high. From an oceanographic point of view this means that a broad spectrum of internal waves interacting with balanced flow can dissipate balanced energy only if wave energy is significantly higher than balanced energy.

We have summarized in table 2 the energy exchanges between different kinds of waves and balanced flow based on the investigation presented in this work and our former works, Thomas & Yamada (2019), Thomas & Arun (2020) and Thomas & Daniel (2020). On investigating energy exchanges between internal tides and balanced flow, Thomas & Yamada (2019) observed no energy exchanges in CW regime, while waves fed balanced energy in SW regimes and lead to an increase in balanced energy with time. The second and third row of table 2 describe this. On examining energetic interactions between near-inertial waves and balanced flow, Thomas & Daniel (2020) found that waves directly extracted energy from balanced flows in CW regimes. Amongst the broad set of wave–balance investigations we undertook, this is the only case where (i) waves directly extracted balanced energy and (ii) significant energy exchanges were observed in CW regime. On exploring SW regimes, Thomas & Daniel (2020) and Thomas & Arun (2020) found that near-inertial waves transferred energy to the balanced flow in SW

Wave field	Parameter regime	References	Mechanism and change in geostrophic energy (ΔE_G)
Low baroclinic mode internal tides	CW	Thomas & Yamada (2019)	Negligible wave–balance energy exchanges. $\Delta E_G \approx 0$
Low baroclinic mode internal tides	SW	Thomas & Yamada (2019)	Waves transfer energy to the balanced flow resulting in increase in geostrophic balanced energy. $\Delta E_G > 0$
High baroclinic mode near-inertial waves	CW	Thomas & Daniel (2020)	Waves directly extract energy from the balanced flow, leading to a decrease in geostrophic balanced energy. $\Delta E_G < 0$
High baroclinic mode near-inertial waves	SW	Thomas & Daniel (2020), Thomas & Arun (2020)	Waves transfer energy to the balanced flow resulting in increase in geostrophic balanced energy. $\Delta E_G > 0$
Broad spectrum of internal waves	CW	Present study	Negligible wave–balance energy exchanges. $\Delta E_G \approx 0$
Broad spectrum of internal waves	SW	Present study	Two way wave–balance energy exchanges and forward flux of balanced energy results in dissipation of geostrophic balanced energy. $\Delta E_G < 0$

Table 2. The above table summarizes energetic interactions between different kinds of waves and balanced flows in the small Rossby number regime based on the results from present study, and Thomas & Yamada (2019), Thomas & Arun (2020) and Thomas & Daniel (2020).

Forward energy flux of geostrophic balanced flow

regimes. These results are highlighted in the fourth and fifth rows of [table 2](#). Finally, the present work examined energetic interactions between a broad spectrum of waves and balanced flow. Contrary to our former studies where a specific wave–balance energy transfer direction was unambiguously identified, two-way wave–balance energy exchanges were seen to be the case for the broad spectrum of internal waves examined in this study. The resulting forward flux of geostrophic energy was seen to lead to significant dissipation of geostrophic energy. Therefore a broad spectrum of internal gravity waves can enhance small-scale dissipation of geostrophic energy. The results for a broad spectrum of waves interacting with balanced flow is highlighted in the sixth and seventh rows of [table 2](#).

The results of our series of wave–balance investigations summarized in [table 2](#) indicate that the direction of wave–balance energy transfers is dependent on the kind of wave field and the relative energy levels of the wave and the balanced flow. Depending on the kind of wave field and its energy level, waves may directly extract energy from balanced flow, feed balanced flow, or facilitate transfer of balanced energy from large inviscid scales to small dissipative scales. Given that large-scale ocean models have difficulties in resolving fast waves and small-scale dynamics, development of appropriate parameterizations for internal gravity waves remains an unresolved challenge for the climate-scale ocean modelling community (MacKinnon *et al.* 2017; Whalen *et al.* 2020). Our detailed investigations focusing on different kinds of wave fields in a wide range of parameter regimes indicate that parameterizations for unresolved fast wave fields must take into account the detailed nature of the wave field and its energy level. We hope that our results will assist in the development of efficient wave parameterizations, beneficial for climate-scale ocean models, in the near future.

Acknowledgements. The authors thank the Los Alamos National Laboratory Institutional Computing Program for providing required computational resources for this work. The Los Alamos National Laboratory is operated by Triad National Security, LLC, for the National Nuclear Security Administration of the US Department of Energy (contract no. 89233218CNA000001).

Declaration of interests. The authors report no conflict of interest.

Author ORCIDs.

 Jim Thomas <https://orcid.org/0000-0002-5431-1619>.

Appendix. Initializing wave and balanced flow

For each regime considered in this paper, we first integrated (2.3) initializing only the geostrophic balanced field at low wavenumbers, $k_h \leq 6$, $k_z \leq 6$, k_h and k_z being the horizontal and vertical wavenumbers. We waited for spectral broadening of the geostrophic flow to take place. A snapshot of such a turbulent geostrophic flow field with $E_G \sim Ro^2$, $Ro = 0.1$, is shown in [figure 12\(a\)](#). Notice the prominence of merging large-scale vortices. Although the flow was dominated by a balanced component, some low-energy waves were generated as the flow evolves, as can be seen in the energy spectra given in [figure 12\(b\)](#).

We used such balance-only initialized simulations to get turbulent flow fields being composed almost entirely of geostrophic flow. To the turbulent balance-dominated flows, we added internal gravity waves at low wavenumbers ($k_h \leq 6$, $k_z \leq 6$) with specific energy levels so as to obtain flows with preferred balance-to-wave energy ratios, such as $E_G/E_w \sim O(1)$, $E_G/E_w \sim O(Ro^2)$, and so on. On integrating (2.3) with initial conditions being such combinations of wave and balanced flow, the early stages of the flow was composed of rapid adjustments in both wave and balanced field. [Figure 13](#), for example, shows the development of wave energy spectra during the early transient phase in the SW regime with $E_G/E_w \sim O(Ro^2)$. Since the early transient state has no physical significance

Forward energy flux of geostrophic balanced flow

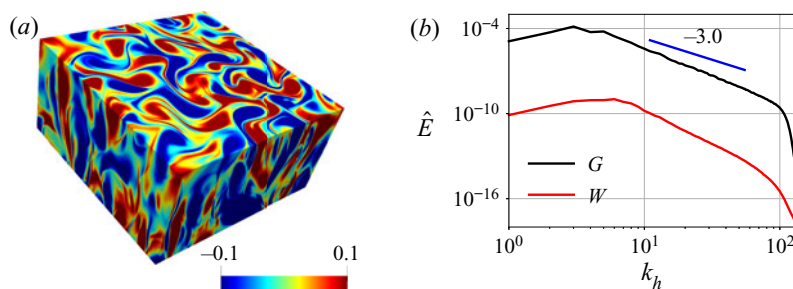


Figure 12. Panel (a) shows the geostrophic vorticity ζ_G . To highlight flow features in the interior, above figure shows a horizontal slice of the domain from $z = -\pi/4$ (top surface above) to $z = -\pi$. Panel (b) shows the energy spectra at $z = -\pi/4$.

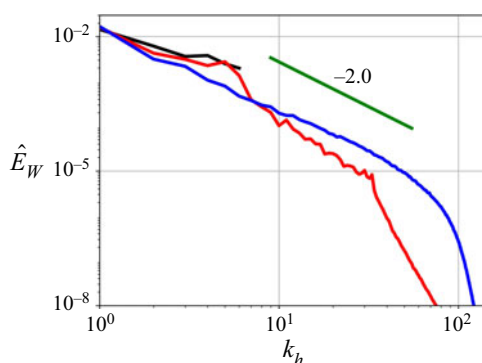


Figure 13. This figure shows energy spectra of waves on the plane $z = -\pi/4$ at initialization (black curve) after 10 eddy turnover time scales (red curve) and after 100 eddy turnover time scales (blue curve).

and since our goal was to get a broad spectrum of fully developed internal wave turbulence, we waited for approximately a hundred eddy turnover time scales so that the wave energy was fully broadened across the whole spectrum of wavenumbers. Such fully developed states composed of both wave and balanced flow was the starting point $t = 0$ of the diagnosis for all the experiments discussed in this paper.

REFERENCES

- ALEXAKIS, A. & BIFERALE, L. 2018 Cascades and transitions in turbulent flows. *Phys. Rep.* **767–769**, 1–101.
- ALFORD, M.H., MACKINNON, J.A., SIMMONS, H.L. & NASH, J.D. 2016 Near-inertial internal gravity waves in the ocean. *Annu. Rev. Mar. Sci.* **8**, 95–123.
- ARBIC, B., *et al.* 2009 Estimates of bottom flows and bottom boundary layer dissipation of the oceanic general circulation from global high-resolution models. *J. Geophys. Res.* **114**, C02024.
- BARKAN, R., WINTERS, K.B. & MCWILLIAMS, J.C. 2017 Stimulated imbalance and the enhancement of eddy kinetic energy dissipation by internal waves. *J. Phys. Oceanogr.* **47**, 181–198.
- BARTELLO, P. 1995 Geostrophic adjustment and inverse cascades in rotating stratified turbulence. *J. Atmos. Sci.* **52**, 4410–4428.
- BÜHLER, O., CALLIES, J. & FERRARI, R. 2014 Wave-vortex decomposition of one-dimensional ship-track data. *J. Fluid Mech.* **756**, 1007–1026.
- CALLIES, J., FERRARI, R. & BÜHLER, O. 2014 Transition from geostrophic turbulence to inertia-gravity waves in the atmospheric energy spectrum. *Proc. Natl Acad. Sci. USA* **111**, 17033–17038.
- CHELTON, D.B., SCHLAX, M.G. & SAMELSON, R.M. 2011 Global observations of nonlinear mesoscale eddies. *Prog. Oceanogr.* **91**, 167–216.

- GARRETT, C. & KUNZE, E. 2007 Internal tide generation in the deep ocean. *Annu. Rev. Fluid Mech.* **39**, 57–87.
- HERBERT, C., MARINO, R., ROSENBERG, D. & POUQUET, A. 2016 Waves and vortices in the inverse cascade regime of stratified turbulence with or without rotation. *J. Fluid Mech.* **806**, 165–204.
- HERNANDEZ-DUENAS, G., SMITH, L.M. & STECHMANN, S.N. 2014 Investigation of boussinesq dynamics using intermediate models based on wave – vortical interactions. *J. Fluid Mech.* **747**, 247–287.
- LIEN, R.-C. & SANFORD, T.B. 2019 Small-scale potential vorticity in the upper ocean thermocline. *J. Phys. Oceanogr.* **49**, 1845–1872.
- MACKINNON, J.A., *et al.* 2017 Climate process team on internal-wave driven ocean mixing. *Bull. Am. Meteorol. Soc.* **98**, 2429–2454.
- MCWILLIAMS, J.C. 1989 Statistical properties of decaying geostrophic turbulence. *J. Fluid Mech.* **198**, 199–230.
- MUNK, W. & WUNSCH, C. 1998 Abyssal recipes II: energetics of tidal and wind mixing. *Deep-Sea Res. I* **45**, 1977–2010.
- NADIGA, B.T. 2014 Nonlinear evolution of a baroclinic wave and imbalanced dissipation. *J. Fluid Mech.* **756**, 965–1006.
- NIKURASHIN, M., VALLIS, G.K. & ADCROFT, A. 2013 Routes to energy dissipation for geostrophic flows in the southern ocean. *Nat. Geosci.* **6**, 48–51.
- POUQUET, A., ROSENBERG, D., STAWARZ, J.E. & MARINO, R. 2019 Helicity dynamics, inverse, and bidirectional cascades in fluid and magnetohydrodynamic turbulence: a brief review. *Earth Space Sci.* **6**, 351–369.
- QIU, B., CHEN, S., KLEIN, P., WANG, J., TORRES, H., FU, L. & MENEMENLIS, D. 2018 Seasonality in transition scale from balanced to unbalanced motions in the world ocean. *J. Phys. Oceanogr.* **48**, 591–605.
- QIU, B., NAKANO, T., CHEN, S. & KLEIN, P. 2017 Submesoscale transition from geostrophic flows to internal waves in the northwestern pacific upper ocean. *Nat. Commun.* **8**, 14055.
- RICHMAN, J.G., ARBIC, B.K., SHRIVER, J.F., METZGER, E.J. & WALLCRAFT, A.J. 2012 Inferring dynamics from the wavenumber spectra of an eddying global ocean model with embedded tides. *J. Geophys. Res.* **117**, C12012.
- ROCHA, C.B., CHERESKIN, T.K., GILLE, S.T. & MENEMENLIS, D. 2016 Mesoscale to submesoscale wavenumber spectra in drake passage. *J. Phys. Oceanogr.* **46**, 601–620.
- ROCHA, C.B., WAGNER, G.L. & YOUNG, W.R. 2018 Stimulated generation-extraction of energy from balanced flow by near-inertial waves. *J. Fluid Mech.* **847**, 417–451.
- SAGAUT, P. 2005 *Large Eddy Simulation for Incompressible Flows: An Introduction*. Springer.
- SAVAGE, A.C., *et al.* 2017 Spectral decomposition of internal gravity wave sea surface height in global models. *J. Geophys. Res.: Oceans* **122**, 7803–7821.
- SEN, A., SCOTT, R.B. & ARBIC, B.K. 2013 Global energy dissipation rate of deep-ocean low-frequency flows by quadratic bottom boundary layer drag: comparisons from current-meter data. *Geophys. Res. Lett.* **35**, L09606.
- SHAKESPEARE, C.J. & HOGG, A.M. 2018 The life cycle of spontaneously generated internal waves. *J. Phys. Oceanogr.* **48**, 343–359.
- SMITH, K.S. & VALLIS, G.K. 2001 The scales and equilibration of midocean eddies: freely evolving flow. *J. Phys. Oceanogr.* **31**, 554–571.
- SMITH, L.M. & WALEFFE, F. 2002 Generation of slow large scales in forced rotating stratified turbulence. *J. Fluid Mech.* **451**, 145–168.
- STAMMER, D. 1997 Global characteristics of ocean variability estimated from regional topex/poseidon altimeter measurements. *J. Phys. Oceanogr.* **27**, 1743–1769.
- TAYLOR, S. & STRAUB, D. 2016 Forced near-inertial motion and dissipation of low-frequency kinetic energy in a wind-driven channel flow. *J. Phys. Oceanogr.* **46**, 79–93.
- TCHILIBOU, M., GOURDEAU, L., MORROW, R., SERAZIN, G., DJATH, B. & LYARD, F. 2018 Spectral signatures of the tropical pacific dynamics from model and altimetry: a focus on the meso/submesoscale range. *Ocean Sci.* **14**, 1283–1301.
- THOMAS, J. & ARUN, S. 2020 Near-inertial waves and geostrophic turbulence. *Phys. Rev. Fluids* **5**, 014801.
- THOMAS, J., BÜHLER, O. & SMITH, K.S. 2018 Wave-induced mean flows in rotating shallow water with uniform potential vorticity. *J. Fluid Mech.* **839**, 408–429.
- THOMAS, J. & DANIEL, D. 2020 Turbulent exchanges between near-inertial waves and balanced flows. *J. Fluid Mech.* **902**, A7.
- THOMAS, J. & YAMADA, R. 2019 Geophysical turbulence dominated by inertia-gravity waves. *J. Fluid Mech.* **875**, 71–100.
- THOMAS, L.N. & TAYLOR, J.R. 2014 Damping of inertial motions by parametric subharmonic instability in baroclinic currents. *J. Fluid Mech.* **743**, 280–294.

Forward energy flux of geostrophic balanced flow

- TORRES, H.S., KLEIN, P., MENEMENLIS, D., QIU, B., SU, Z., WANG, J., CHEN, S. & FU, L.-L. 2018 Partitioning ocean motions into balanced motions and internal gravity waves: a modeling study in anticipation of future space missions. *J. Geophys. Res.: Oceans* **123**, 8084–8105.
- WAGNER, G.L. & YOUNG, W.R. 2015 Available potential vorticity and wave-averaged quasi-geostrophic flow. *J. Fluid Mech.* **785**, 401–424.
- WAGNER, G.L. & YOUNG, W.R. 2016 A three-component model for the coupled evolution of near-inertial waves, quasi-geostrophic flow and the near-inertial second harmonic. *J. Fluid Mech.* **802**, 806–837.
- WHALEN, C., MACKINNON, J.A. & TALLEY, L.D. 2018 Large-scale impacts of the mesoscale environment on mixing from wind-driven internal waves. *Nat. Geosci.* **11**, 842–847.
- WHALEN, C., TALLEY, L.D. & MACKINNON, J.A. 2012 Spatial and temporal variability of global ocean mixing inferred from argo profiles. *Geophys. Res. Lett.* **39**, L18612.
- WHALEN, C.B., *et al.* 2020 Internal wave-driven mixing: governing processes and consequences for climate. *Nat. Rev. Earth Environ.* **1**, 606–621.
- WHITT, D.B. & THOMAS, L.N. 2015 Resonant generation and energetics of wind-forced near-inertial motions in a geostrophic flow. *J. Phys. Oceanogr.* **45**, 181–208.
- WUNSCH, C. 1997 The vertical partition of oceanic horizontal kinetic energy and the spectrum of global variability. *J. Phys. Oceanogr.* **27**, 1770–1794.
- WUNSCH, C. & FERRARI, R. 2004 Vertical mixing, energy, and the general circulation of the oceans. *Annu. Rev. Fluid Mech.* **36**, 281–314.
- WUNSCH, C. & STAMMER, D. 1998 Satellite altimetry, the marine geoid and the oceanic general circulation. *Annu. Rev. Earth Planet. Sci.* **26**, 219–254.
- XIE, J.H. & VANNESTE, J. 2015 A generalised-lagrangian-mean model of the interactions between near-inertial waves and mean flow. *J. Fluid Mech.* **774**, 143–169.
- XIE, J.-H. 2020 Downscale transfer of quasigeostrophic energy catalyzed by near-inertial waves. *J. Fluid Mech.* **904**, A40.
- ZHAI, X., JOHNSON, H.L. & MARSHALL, D.P. 2010 Significant sink of ocean-eddy energy near western boundaries. *Nat. Geosci.* **3**, 608–612.